



Consumers' Association of Canada  
Association des Consommateurs du Canada

## **AUTO INSURANCE RATE COMPARISONS**

**16 Cities**

**In The Provinces Of**

***Nova Scotia***

***Manitoba***

***Saskatchewan***

***British Columbia***

**Release Date: July 17, 2003**

**For further information contact: Mr. Bruce Cran (604) 454-7827  
Related press releases and studies may be found at [www.CACBC.com](http://www.CACBC.com)**

# SUMMARY

## **PURPOSE**

Consumers across Canada are very concerned about auto insurance rates. Auto insurance is a unique and complex consumer product. How much a consumer pays for an insurance policy differs significantly across Canada.

Consumers want to know, and this report answers, the following question:

***How much would the same driver pay for auto insurance if they had the same vehicle, same driver record and identical claims history but lived in each of the cities included in this report?***

## **OVERVIEW**

This report provides an independent source of information for consumers on auto insurance rates in 16 cities in four provinces. The report contains the first available information from a comprehensive national study on auto insurance rates that is being conducted by the Consumers' Association of Canada. The entire study will be released later in the summer of 2003.

### **List of Cities Included In This Report**

<b>Nova Scotia</b>	<b>Halifax</b>
	<b>New Glasgow</b>
	<b>Sydney</b>
	<b>Yarmouth</b>
<b>Manitoba</b>	<b>Brandon</b>
	<b>Thompson</b>
	<b>Winnipeg</b>
<b>Saskatchewan</b>	<b>Lloydminster</b>
	<b>Prince Albert</b>
	<b>Regina</b>
	<b>Yorkton</b>
<b>British Columbia</b>	<b>Nelson</b>
	<b>Penticton</b>
	<b>Prince George</b>
	<b>Vancouver</b>
	<b>Victoria</b>

## **SCOPE OF THIS REPORT**

1. This report focuses on four provinces for which data is currently available, Nova Scotia, Manitoba, Saskatchewan and British Columbia.
2. The report uses data obtained directly from industry sources and all rate quotes are as of the period July 2 – 11<sup>th</sup>, 2003.
3. For each city a total of 34 rating profiles were used to provide a cross-sectional analysis of vehicle types, gender, location, age, driving and claims records.
4. For each rating profile a total of ten rate quotes were obtained for each city in Nova Scotia. For provinces that operate public auto systems only one rate quote was required for each profile.
5. The following criteria were used for all rate quotes:
  - Liability Coverage - \$2 million
  - Collision Deductible - \$500
  - Comprehensive Deductible - \$300 (Manitoba quotes - \$500)

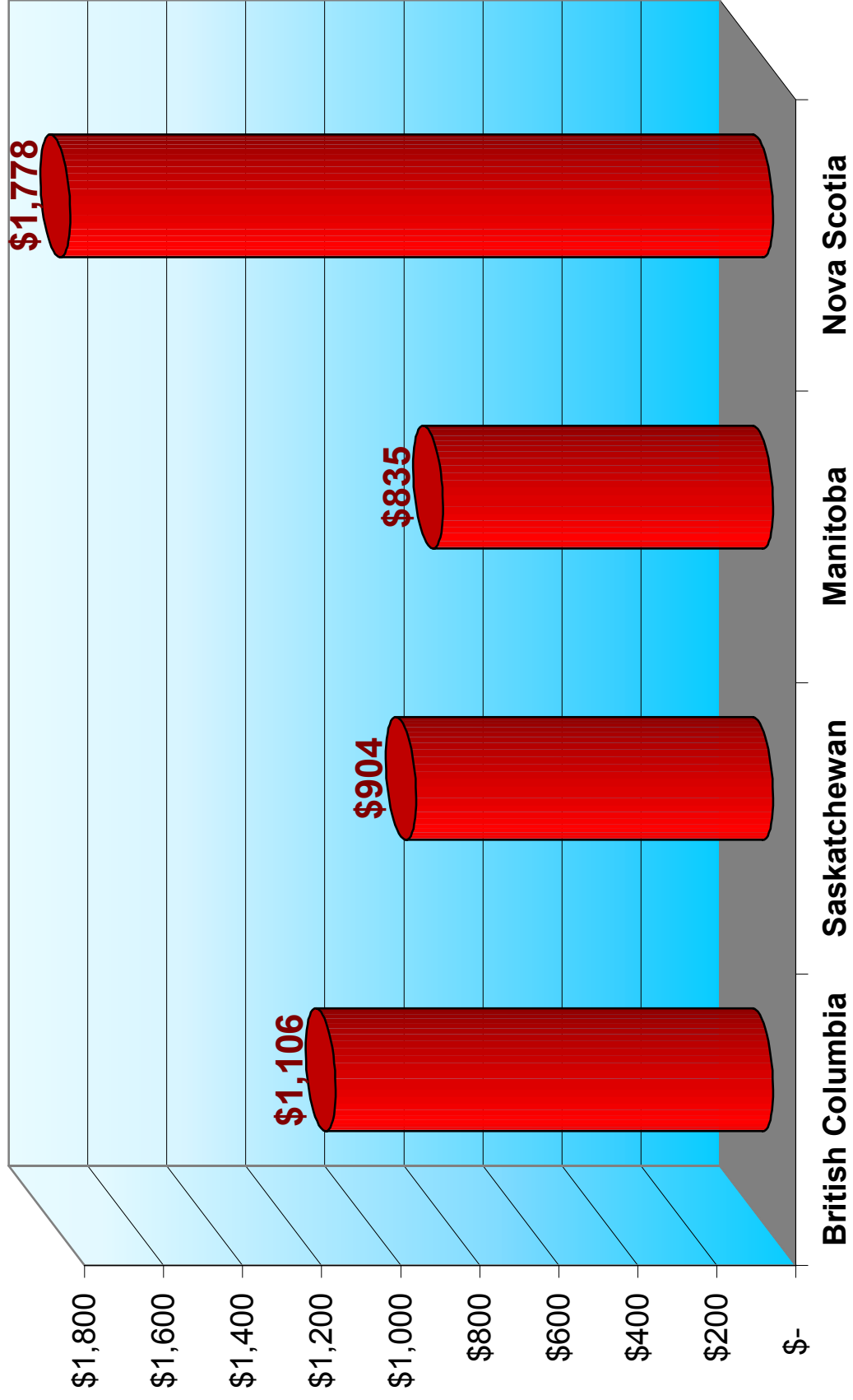
## **REPORT HIGHLIGHTS**

1. **On average, consumers in Nova Scotia pay 100% more for auto insurance than consumers in the three western provinces with public auto insurance systems.**
2. **Many consumers in smaller communities in Nova Scotia such as Yarmouth, Sydney and New Glasgow can pay up to 300% more than people living in small cities in the western provinces with public auto systems.**
3. **Consumers in Victoria would pay from \$500 to \$8000 more for auto insurance if they resided in Halifax.**
4. **Young male drivers with perfect driving records pay up to \$6,000 per year for auto insurance in Halifax vs. \$850 in Victoria, BC.**
5. **In Nova Scotia, young drivers with clean driving records pay more than bad adult drivers who drive expensive cars.**

## Rating Profile List

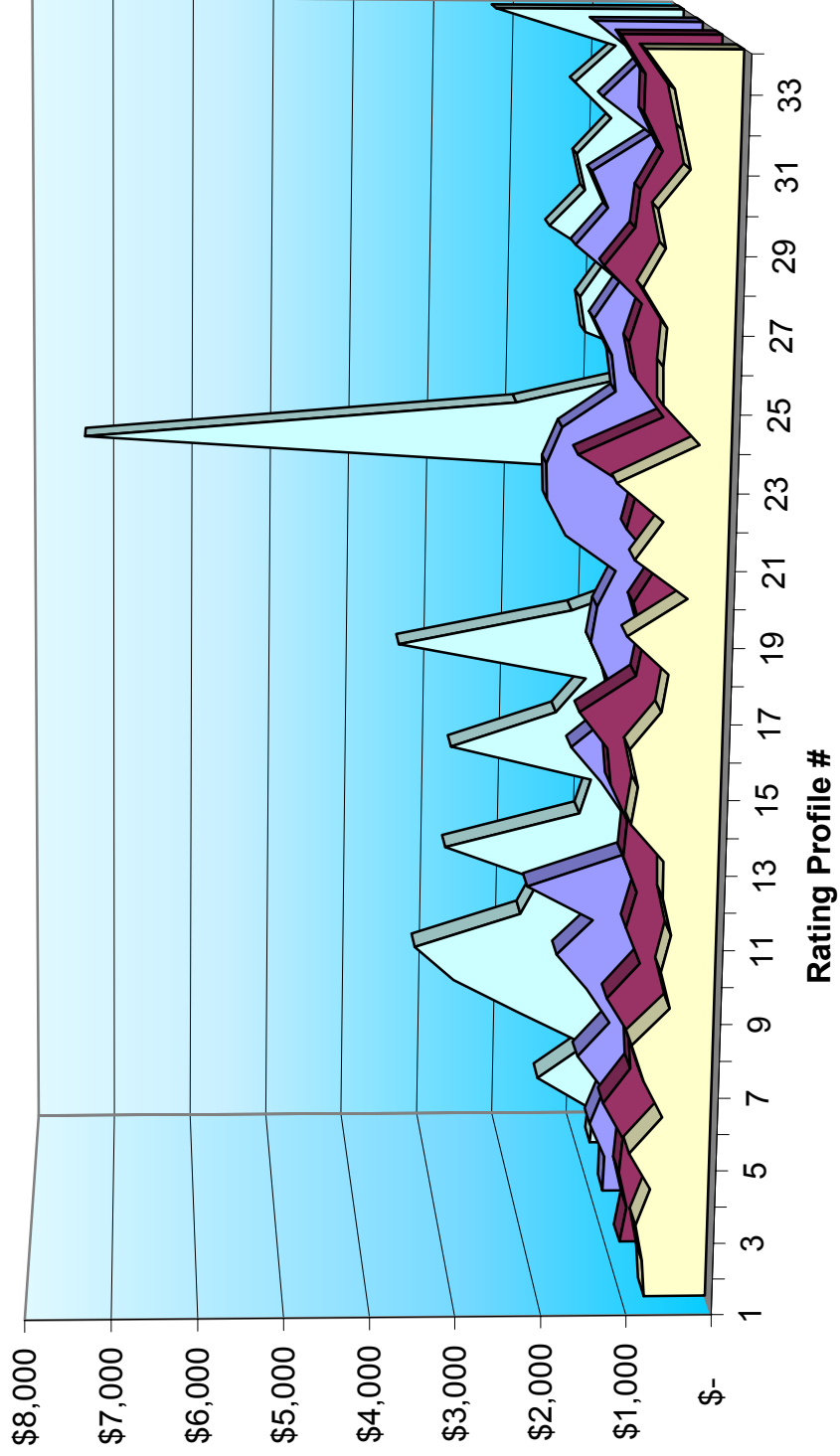
Rating Profile	Vehicle Year	Make and Model	Primary Use	Gender	Age	Occupation	MONTHS licensed	Claims and Convictions (w/ number of months ago)
1	1995	Chrysler Intrepid	Business	Male	58	Financial Broker	480	
2	1996	Dodge Caravan	Pleasure	Female	55	Homemaker	420	
3	1992	Toyota 4Runner 4DR	Business	Male	58	Manager	480	Collision (12)
4	1998	Ford Windstar 3.0L	Pleasure	Female	55	Homemaker	420	
5	1999	Toyota Camry	Business	Male	48	Accountant	384	Comp (24) 2 Minor (17 & 36)
		Occasional Driver of Above Vehicle		Female	47	Homemaker	312	Minor Conviction (1)
		Occasional Driver of Above Vehicle		Male	27	Student	12	Minor Conviction (11)
6	1994	Ford Taurus LX Wagon	Pleasure	Female	42	Veterinarian	312	
		Occasional Driver of Above Vehicle		Male	48	Homemaker	384	
		Occasional Driver of Above Vehicle		Male	17	Student	12	
7	1992	Honda Civic DX Hatchback	Business	Male	22	Cook	72	
8	2000	Ford Excursion	Business	Female	45	First Aid Instructor	192	Collision (18)
9	1990	Dodge Spirit	Business	Female	22	Student	72	
10	1995	GMC Sonoma SLS	Business	Female	22	Furniture Repair	72	Collision (18)
11	1991	Mazda 4DR Protégé	Pleasure	Female	87	Retired	744	2 Minor Convictions (3 & 8)
12	1997	Saturn SL1	Pleasure	Male	72	Retired	384	
		Occasional Driver of Above Vehicle		Female	77	Retired	168	
13	1994	Plymouth Colt	Business	Female	38	Retail Sales	264	Collision (18)
		Occasional Driver of Above Vehicle		Male	18	Student	24	
14	2000	Volvo V70 XC AWD SE	Business	Male	45	Retail Proprietor	180	3 Comprehensive (6 & 12 & 18)
		Occasional Driver of Above Vehicle		Female	40	Retail Proprietor	40	
15	2002	Toyota Corolla	Pleasure	Male	68	Retired	600	
		Occasional Driver of Above Vehicle		Female	66	Retired	540	
16	1992	Pontiac Sunbird GT	Business	Female	51	P/T Student, Retail	252	Collision (12), Criminal Code (12)
17	1997	Dodge Ram Club Cab	Business	Male	35	Construction	228	Comprehensive Claim (12)
		Occasional Driver of Above Vehicle		Female	32	Retail Sales	120	
18	1990	Jeep Cherokee Pioneer	Business	Male	40	P/T Student, Pizza Delivery	264	Collision (12)
19	1996	Chevrolet Cavalier	Business	Female	33	Office Manager	96	Major Conviction (18)
20	1985	GMC K1500 Pickup 4x4	Business	Female	18	Student	1	
21	1998	Dodge Neon	Business	Female	17	Student	12	
22	1992	Toyota Pickup SR5 4x4	Business	Male	19	Labourer	24	2 Minor Convictions (12 & 24)
23	2003	Lexus ES 300	Business	Female	57	Bus. Owner	444	2 Minor Convictions (12 & 24)
24	1966	Volkswagen Vanagon GL Camper	Business	Male	31	Sales	144	Collision (12)
		Occasional Driver of Above Vehicle		Female	30	Self-Employed	48	
25	2000	Honda Odyssey EX	Pleasure	Female	43	Homemaker	312	
26	2002	Chevy Astro Cargo Van	Business	Male	51	Business Owner	396	
27	1996	Suzuki Swift	Pleasure	Male	25	Welder	60	
		Occasional Driver of Above Vehicle (3)		Female	27	Child Care Worker	36	
28	1999	BMW 323	Business	Male	36	Web Designer	228	Minor Conviction (12)
29	1996	Mazda Miata	Business	Female	42	Nurse	288	Comp (36), Collision (85)
30	1997	Ford Explorer	Business	Male	55	Supervisor	408	
		Occasional Driver of Above Vehicle		Female	50	Sales Clerk	372	
31	1988	Chrysler New Yorker	Pleasure	Female	70	Retired	612	
32	1997	Ford F-150 1/2 Tonne Truck	Business	Male	42	Foreman	300	
33	1993	Buick Park Avenue 4DR	Pleasure	Male	75	Retired	660	Collision (8)
34	2001	Volkswagen Beetle	Business	Male	27	Engineering Technologist	132	

# Average Annual Auto Insurance Rate by Province

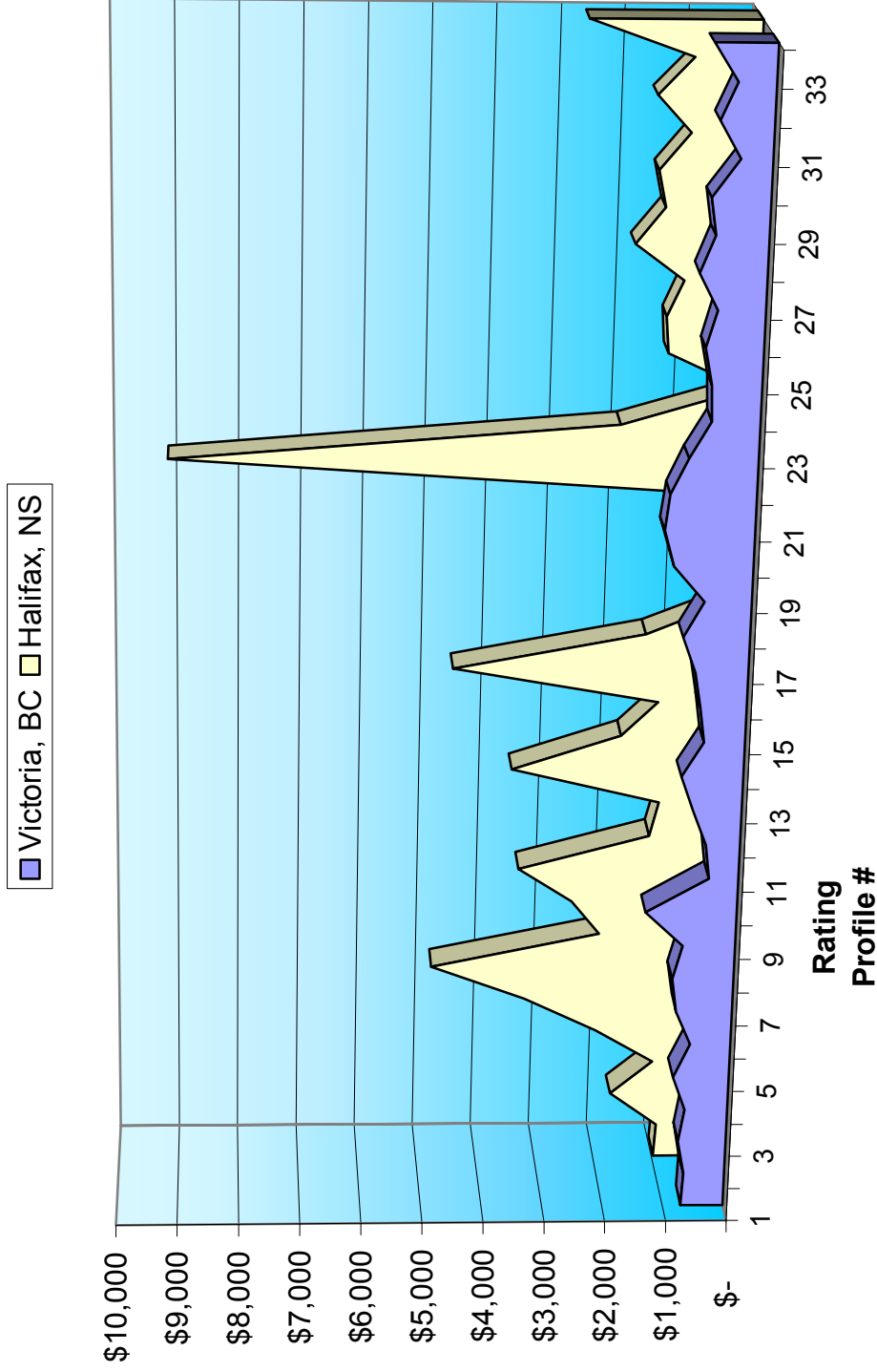


## Annual Auto Insurance Rate by Province (Median Rate for Nova Scotia)

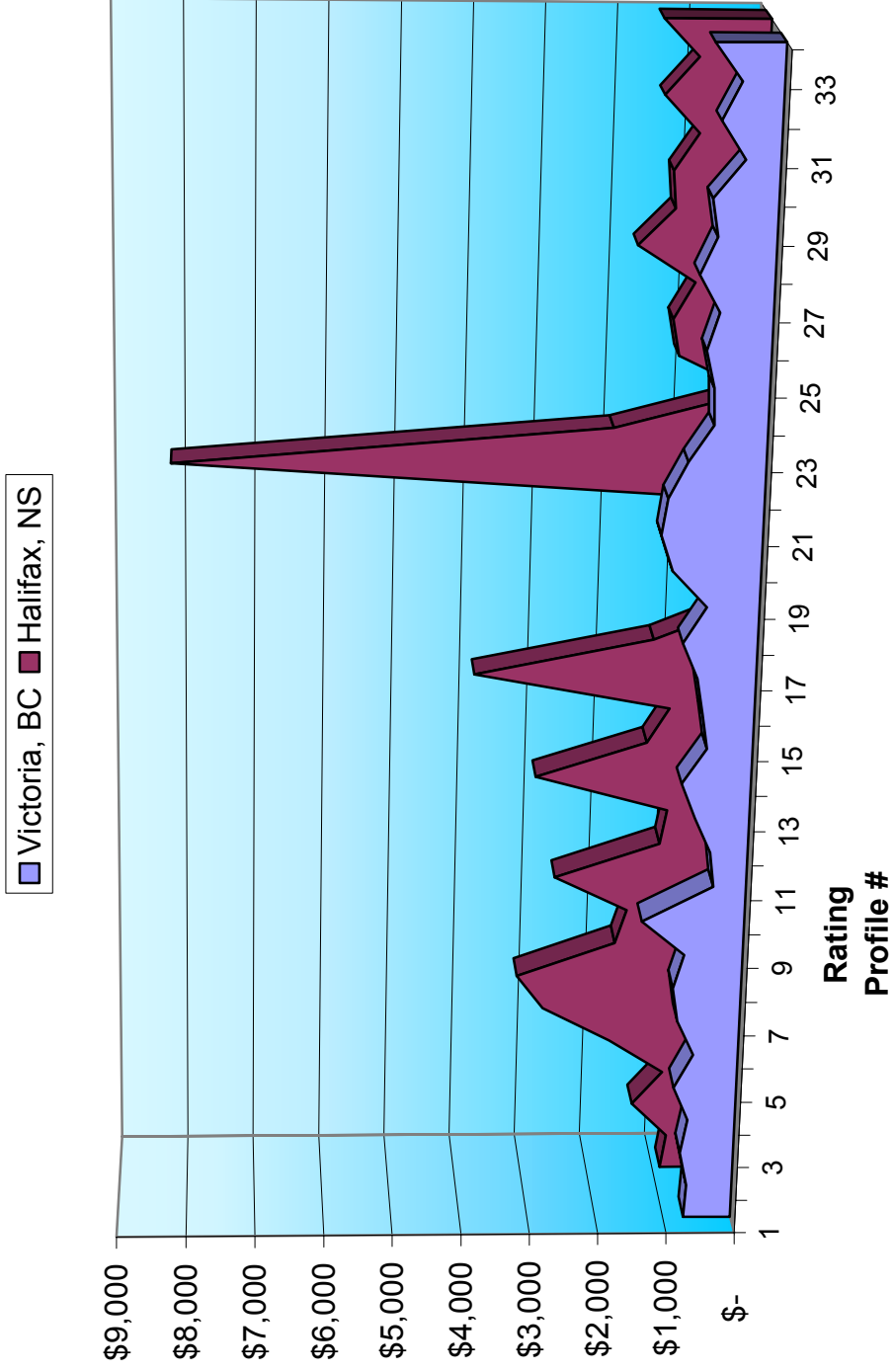
Manitoba
  Saskatchewan
  British Columbia
  Nova Scotia



## A Comparison of Annual Auto Insurance Victoria, BC vs the Median Rate in Halifax, NS

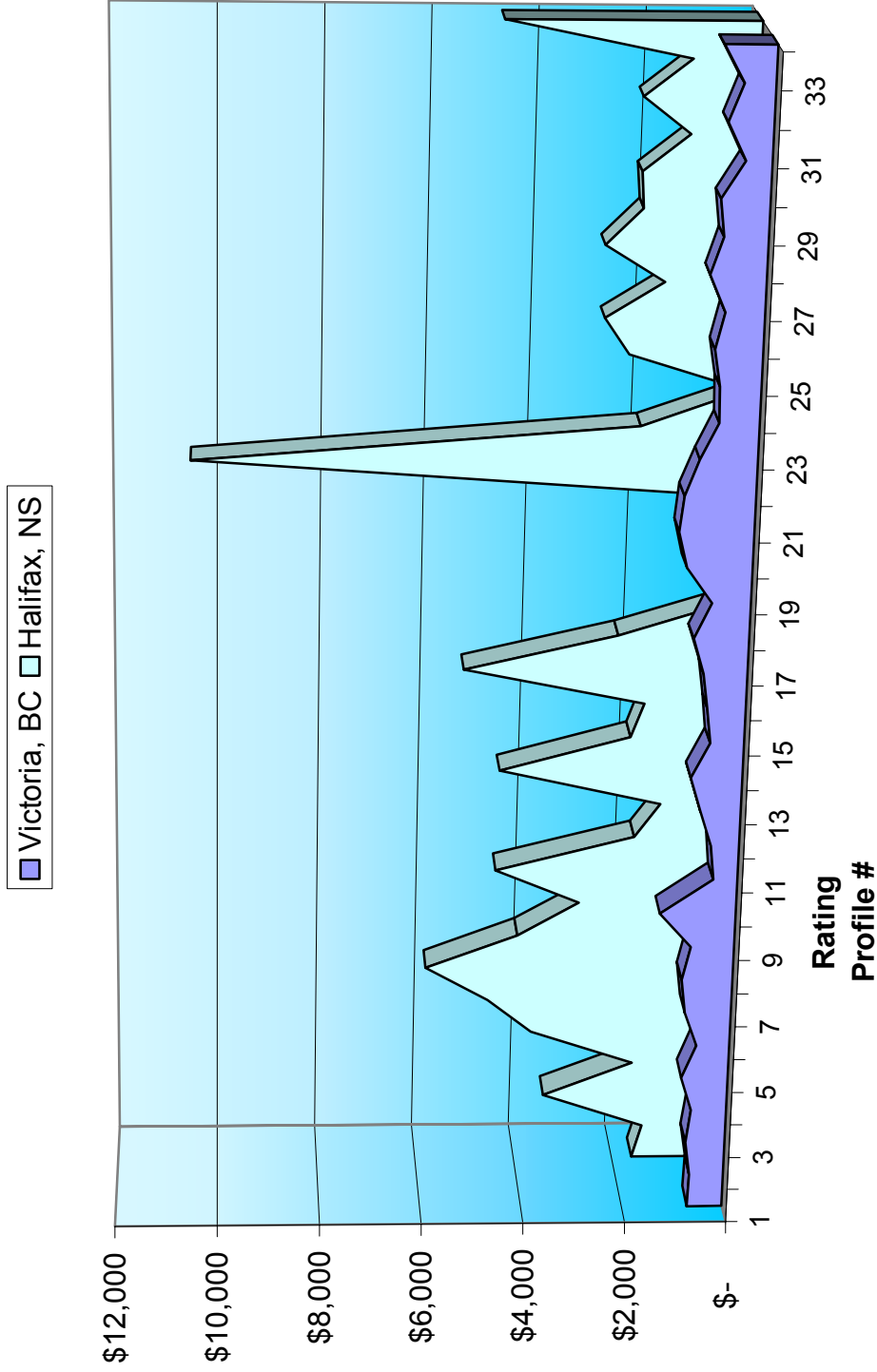


## A Comparison of Annual Auto Insurance Victoria, BC vs. the Lowest Rate in Halifax, NS

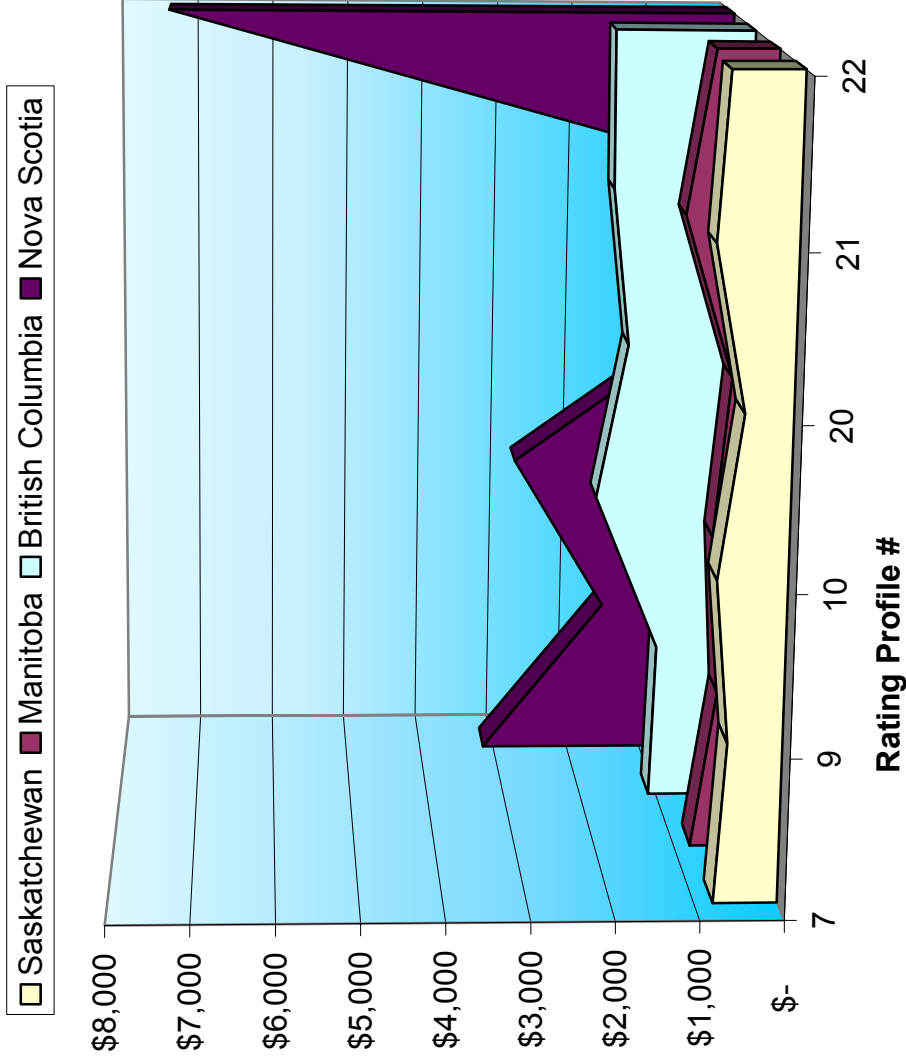




## A Comparison of Annual Auto Insurance Victoria, BC vs the Highest Rate in Halifax, NS



## Principal Drivers Under 25 Years Old Median Rates for NS and Public Auto Insurance Provinces



## Median Rate by Province Rating Profile 7

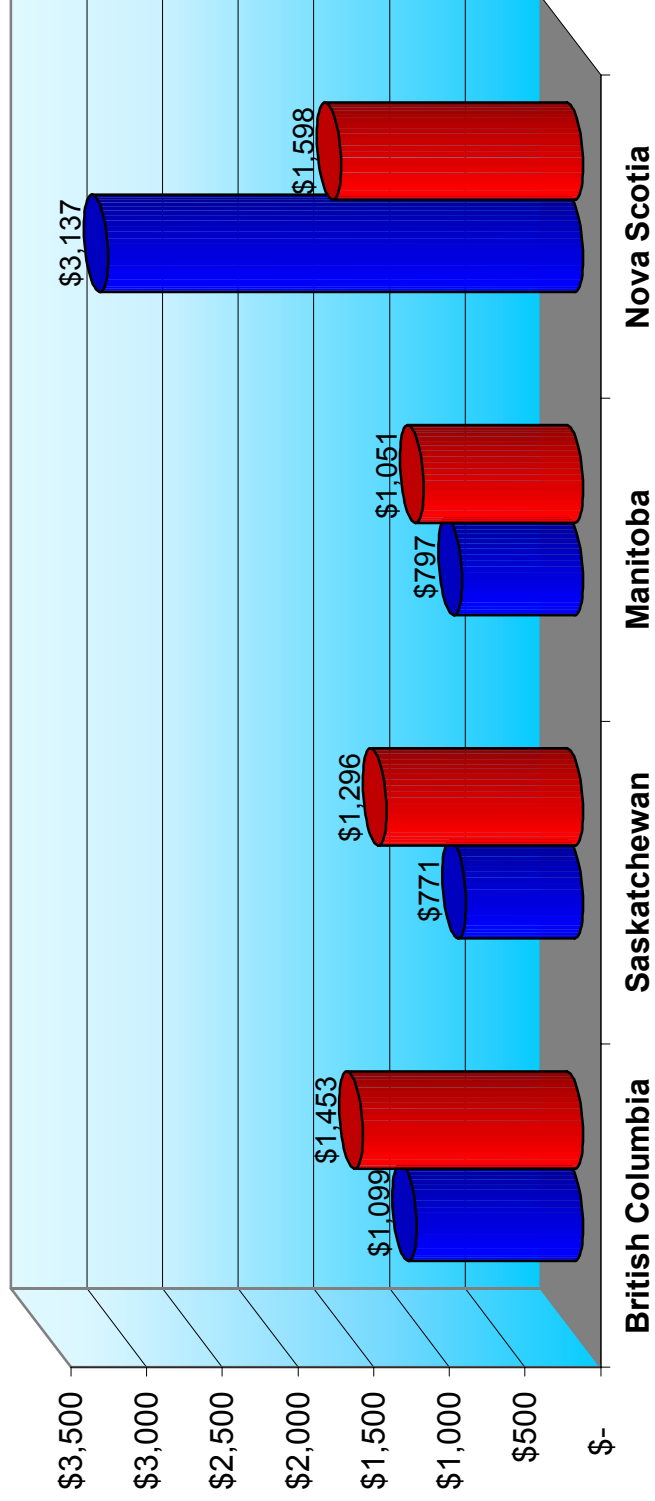
(Male, 22, Clean Record - '92 Honda Civic)

VS

## Rating Profile 28 (Male, 36,

One Minor Conviction (12 months ago) - '99 BMW 323)

■ Rating Profile 7 ■ Rating Profile 28



## Annual Auto Insurance Rates Three Public Insurance Cities vs Median Rates from Three Nova Scotia Cities

